

Compassion

explorer®



Splash INTO Action

SPLASH INTO ADVENTURE, EXPLORERS!

Get ready for a splash-tastic issue of Compassion Explorer Magazine. We're diving deep into all things water because World Water Day takes place on March 22. It's a special day that reminds us how important clean water is – especially for kids living in poverty. But don't worry, you can soak up the stories and fun activities anytime! From saving sea turtles to making your own water filter, you'll discover why clean water matters and how YOU can make a difference.

So, water you waiting for? Let's go!



GIGGLE page 3
Which captions made you LOL?

DISCOVER myWORLD page 4
Learn how kids are saving baby sea turtles!

Craft page 8
Science time! Make your own water filter.

Play! page 10
Go on a clean water quest in this fun board game.

Cook page 12
We're drooling over these yummy pineapple cookies.

DISCOVER page 13
Have you heard these cool facts from Indonesia?

Care page 14
Make a splash with a clean-water poster.

GROW page 15
Learn how God fills us up like water!

GIGGLE

Do you remember this picture from the Winter 2024 Compassion Explorer Magazine? This is 11-year-old José from Ecuador! The ocean isn't just a playground for him; it's a place where he can even find food for his family. Here are some of your funny captions!

Find more at explorer.compassion.com/explorers.



Crabsolutely clawsome fist bump!
Sage, 12
Columbia, Mo.

José: "Hello, tiny guy!"
Crab: "Don't talk to me, I'm crabby!"
Gracie, 5
Omaha, Neb.

Well, don't you look crabulous?
Lauren, 13
Goshen, Ind.

José: "Hi, remember me, Mr. Crab?"
Crab: "Long time no sea!"
Claire, 13
Tolland, Conn.

Crabby, Crabby, come to me and do the crab walk!!!
Alicia, 8
New Birghton, Pa.

José: "AWW, so cute!"
Crab: "Ahhhh! Alright, put 'em up!"
Jordan, 11
Toledo, Ohio

Hey, that's not how you crab walk!
Samuel, 9
Greencastle, Ind.

That crab is giving me a crabby look!
Oliver, 6
Gloucester Township, N.J.

How did the crab get out of prison? It used its escape claws.
Ruby, 3
Elkhorn, Neb.

Crab: "Why did the crab cross the road?"
José: "To get to the other tide!"
Gabe, 11
Bloomfield, Ohio

Check out the next Giggle photo on the back cover!

Compassion Explorer Magazine
Managing Editor Zoe Noakes
Art Director Ben Lew
Issue Title: Splash Into Action
 Vol. 16 Issue #1 Spring 2025
Writers Katy Isaacson, Zoe Noakes, Brynn Paine
Proofreader Jennifer Shepherd
Designer and Illustrator Ben Lew
Photographers Nico Benalcazar, Sally Dunn, Lina Marcela Alarcón Molina, Sara Navarro, Alejandra Zuniga
Print Production Manager Michelle Dana
Copy Editor Naomi Leak

Questions or comments? Email us: explorer@compassion.com Write to: Compassion International Attn: Compassion Explorer Magazine Editor, 12290 Voyager Parkway, Colorado Springs, CO 80921
 Compassion Explorer Magazine is published four times per year by Compassion International. © Compassion International 2024. All rights reserved. COMPASSION®, COMPASSION EXPLORER® and the Compassion Logo are registered trademarks of Compassion International, Inc. Scripture taken from the HOLY BIBLE, NEW INTERNATIONAL VERSION®, NIV®. Copyright © 1973, 1978, 1984, 2011 by Biblica, Inc.® All rights reserved worldwide. Used by permission of Biblica.



Guardians of the Sea

Have you ever heard the word *conservation*? Basically, it's a big word that means taking care of God's creation. Conservation includes things like planting trees, picking up trash and caring for animals. It's super important!

One of the most amazing parts of God's creation is the ocean. Not only is it big and beautiful but it's got tons of cool and important creatures living in it – like sea turtles!

Sadly, many sea turtles are in danger because of people. Turtles can get tangled up in fishing nets, and some people even hunt them for their eggs or shells. But Compassion kids in El Salvador are working hard to keep turtles safe!

THE LORD GOD TOOK THE MAN AND PUT HIM IN THE GARDEN OF EDEN TO WORK IT AND TAKE CARE OF IT. — GENESIS 2:15

TURTLE-y Amazing Creatures!

Not only are sea turtles extremely cute, but they also play a special part in keeping the ocean healthy. For example, sea turtles help take care of sea grass, which is where fish and other ocean animals live.



El Salvador is one of the countries in Central America where Compassion kids live. It's beautiful there: Imagine green rainforests, huge volcanoes and amazing beaches!

There is one specific part of El Salvador called La Libertad coast where sea turtles are born. Every year between July and December, tons of sea turtles arrive on the beaches to lay their eggs. About 50 days after the eggs are laid, they hatch. Welcome to the world, baby sea turtles!

Sadly, it's difficult for the eggs to survive on the beach. Sometimes the eggs get eaten by other animals or sold by humans. It's also hard for the newly hatched baby turtles to make it to the ocean when there are hungry animals about who could snatch them up.

But this is where the Compassion kids come in!



The Compassion Conservation Crew

SEA TURTLES LIKE TO MUNCH ON JELLYFISH, YUM!

The Compassion centers in El Salvador realized that protecting sea turtles is a great way to care for God's creation. Not only would it help save sea turtles from going extinct, but it'd help keep their local beaches healthy and clean! So they decided to build a conservation team of kids.

The local Compassion centers gathered 30 kids to join a program that helps save the sea turtles, which also helps the ocean. And since the ocean is such an important part of creation, this group of awesome kids is serving their friends, family, neighbors and God in a unique way!

Name That Turtle

Not too long ago, these ocean-saving Compassion kids took a trip to the local turtle sanctuary.

A turtle sanctuary is a place that protects baby sea turtles and the beaches they live on. Each kid got to name a turtle and care for it. What would you name your own sea turtle?

Gerardo, the manager of the turtle sanctuary, thinks it's super important for kids to know about conservation.

"Children should know that when we preserve the [sea] turtle, we also preserve human life," he says.

IF YOU GOT TO VISIT A TURTLE SANCTUARY, WHAT WOULD YOU NAME YOUR TURTLE?



SO GOD CREATED THE GREAT CREATURES OF THE SEA AND EVERY LIVING THING WITH WHICH THE WATER TEEMS AND THAT MOVES ABOUT IN IT, ACCORDING TO THEIR KINDS, AND EVERY WINGED BIRD ACCORDING TO ITS KIND. AND GOD SAW THAT IT WAS GOOD. — GENESIS 1:21



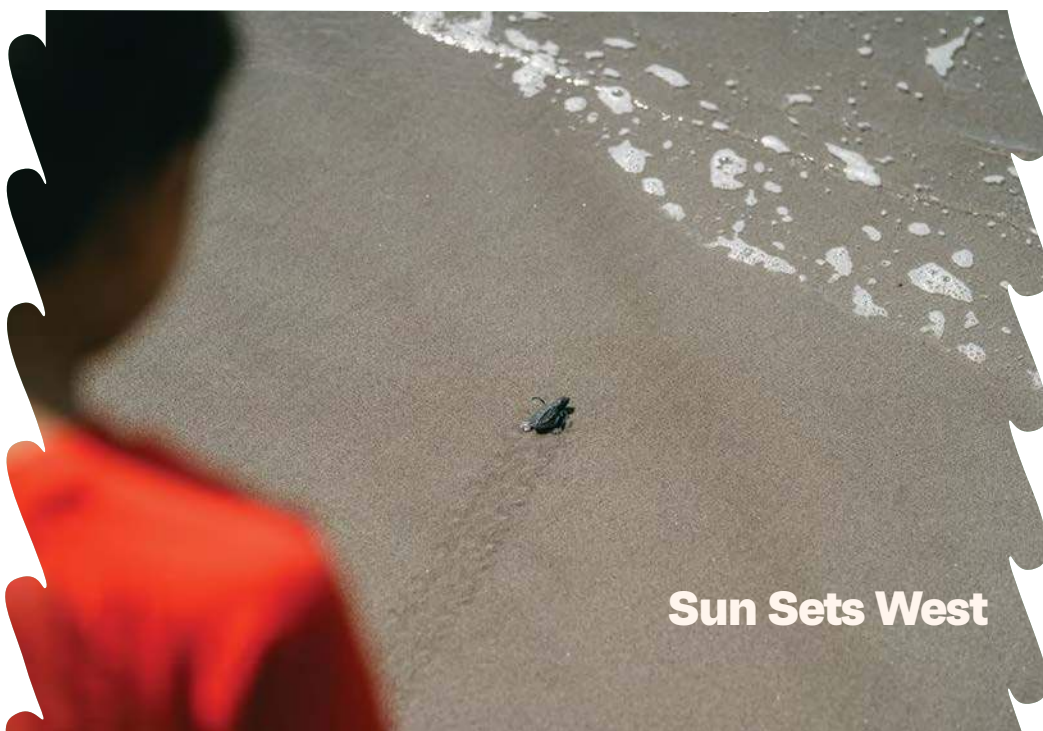
After every kid had named a turtle, they got to the best part of the whole day: releasing the safe, healthy babies into the ocean! Everyone cheered their turtles on as they made their journeys into the sea.

"I just loved the experience of coming and seeing the turtles, because they were very tiny, and it was nice to get them released. It was hard, but the turtle was able to get to the sea. She is free now to be in the water with many fish," says 13-year-old Carlos.

Another caring Compassion kid, Ruben, named his turtle Sun.

"Getting into the sea, it wasn't easy for her. In the end, the sea dragged her in and took its own way. When I saw Sun was in the sea, I felt happy, glad and joyful," says Ruben.

Ruben was excited knowing that Sun will be able to come back to that beach in the future to lay her own eggs. And when she does, she'll be helping the ocean stay healthy for other fish by bringing more turtles into the world!



Sun Sets West



Love God, Love the Earth

The best thing Ruben, Carlos and all their friends learned on this special day was why they should help care for God's creation. That's what conservation is all about!

"It's important to take care of the sea turtles because God created them. We have to take care of God's creation and protect it from others who come and steal the turtles' eggs to sell them," says Ruben.



You Can Care Too!

Carlos puts it best: "Turtles are important because they are part of God's creation."

And so is everything else that's part of God's creation! The ocean. Trees. Bugs. And especially humans!

Conservation matters because it's a great way for us humans to care for everything that God has given us. And that's exactly what these Compassion kids are doing for the ocean!

IF YOU'RE FEELING INSPIRED BY THESE TURTLE-SAVING KIDS, THINK OF SOME WAYS THAT YOU CAN CARE FOR GOD'S CREATION!

Craft WATER WONDERS



Make Your Own Filter!

Say "Hola!" to 9-year-old Ester. She lives in a small town in Colombia far away from the big cities, where it's hard to find clean water. Her family doesn't have a tap in their kitchen, so they must fill buckets with water straight from the river. When Ester drinks it, she feels sick and her tummy hurts. Ow!

But thanks to her Compassion center, Ester now has clean water at home! The center gave her family a water tank that fills with fresh rainwater and a special water filter. When Ester fills the bucket attached to the filter, the water that flows out is safe to drink and tastes yummy.

How Ester's Water Filter Works

Ester's water filter is a super cool tool! It uses tiny holes that are smaller than germs, kind of like a magic strainer. When she pours dirty water into the container, the water passes through these tiny holes in the filter and all the dirt, sand and germs get stuck inside. This way, only clean water can get through and come out the other side!

Just like Ester, you can see how water filters work by making your own mini filter!

Your filter is different from Ester's because it's made from things in your kitchen, like coffee filters, and outside, like rocks. It shows you how water filters work, but remember: It's not a real water filter, so don't drink the water from it! It will taste yucky and might make you feel sick.

Let's get started and discover how clean water can make a big difference!



Supplies

- Dirty water (make your own!).
- Plastic bottle (like a 2-liter soda bottle).
- Scissors.
- 2 coffee filters.
- Sand.
- Gravel or pebbles.
- Rocks.

This science experiment is for demonstration only. Do not drink this water!

Instructions

Adult help needed.

1. Prepare the dirty water: Fill a cup with water, add some dirt or sand to make it dirty and set it aside.
2. Get your bottle ready: Ask an adult to cut the plastic bottle in half and poke a small hole in the lid.
3. Set up your filter: Flip the top part of the bottle upside down so the lid is at the bottom. Place this part into the bottom half of the bottle.
4. Add the filters: Put the coffee filters into the top part of the bottle and push them down.
5. Layer your materials: Add a layer of sand on top of the coffee filters. Then add some pebbles over the sand, and finally, place some rocks on top.
6. Filter your water: Slowly pour the dirty water over the rocks. Watch what happens to the water that drips into the bottom part of the bottle!

As you pour the dirty water into your filter, watch it go through the different layers. First, the big pieces of dirt and sand get caught by the rocks at the top. Next, the pebbles help trap smaller bits, while the sand catches even tinier pieces. As the water moves down, you can see it get cleaner and clearer.

Now you know how a water filter works by catching the bad stuff in the water! **But remember:** Your filter isn't a real one and doesn't have the special technology that Ester's does to make water safe to drink. So even though your filtered water looks cleaner, it might still have germs.

But Ester's filter from Compassion is a real one, so her water is safe to drink and tastes great! As Ester says, "The water from the filter is clean and prevents diseases. We live healthier thanks to the filter!"



Play! Clean Water Quest

Drinking clean water helps us stay strong and healthy. But many kids who live in poverty don't have clean water at home.

When kids drink dirty water or can't wash their hands or brush their teeth, they can get sick. If their stomachs hurt, it's hard to go to school and pay attention in class. But at Compassion centers, kids learn how to stay healthy and get clean water to drink!

Wanna know what it's like to search for a safe drink? Play this game to go on a quest for clean water.

How To Play:

1. Get a different button or small item for each player piece. This game is best with two or three players, but you can play with any number of people. Place your item on Start.
2. On your turn, roll a die to see how many spaces to move. You can use any path. If you land on a special space, do what the space says.
3. The first person to finish the path wins!

You fill your water jug with clean water.
Move ahead 1 space.



It took two hours to get water and you were late for school.
Go back 1 space.



Brush your teeth with filtered water.
Take another turn.



You drank dirty water and got sick.
Skip your next turn.



Start



Oh no! You spilled the bucket of water you collected.
Go back 1 space.



Your Compassion center got new toilets and sinks.
Jump to the finish.



Use a water filter to clean your water.
Move ahead 4 spaces.



There is a snake on your way to get water.
Skip your next turn.



Your Compassion center got new toilets.
Move ahead 3 spaces.



Finish!

Your Compassion center got a well with clean water. Now you always have access to clean water.



Wash your hands after going to the bathroom.
Take another turn.

Yuck! Cows took a bath in the river where you get drinking water.
Go back 2 spaces.

Your well dried up because of drought.
Go back 3 spaces.



Cook Nastar (Pineapple Tarts)

In Indonesia, kids love a special treat called *nastar*, which are cute little cookies filled with sweet pineapple jam! These yummy snacks are made with soft, buttery dough and are super fun to make – just roll, fill and bake! *Nastar* is a favorite during big celebrations like Christmas and New Year's. They make any party extra special!

Yields 15 tarts

Total time: about 50 minutes


Ingredients

- 1 c. softened unsalted butter.
- ½ c. powdered sugar.
- 3 egg yolks.
- ¼ tsp vanilla extract.
- 1½ c. flour.
- ¼ tsp salt.
- 1 c. pineapple jam.
- 1 egg, beaten (for brushing).

Instructions

Adult help needed.

1. In a big bowl, use a mixer to mix the butter and powdered sugar until it's fluffy. Add the egg yolks one by one, then add the vanilla and mix everything together.
2. In another bowl, mix the flour and salt. Pour this into the butter mixture and mix until it's all combined.
3. Cover the dough and put it in the fridge for about 30 minutes to make it firm.
4. Set the oven to 350 F. Put parchment paper on two cookie sheets.
5. Roll the dough into 1-inch balls, about the size of a big marble. Place them on the cookie sheets. Press your finger in the middle of each ball to make a small dent. Fill the dent with a little bit of pineapple jam. Pinch the edges to cover the jam, then use a fork to make a crisscross design on top. Brush each tart with the beaten egg.
6. Bake the tarts for 15 to 18 minutes or until they look golden and shiny. Remove and let the tarts cool on a wire rack.



DISCOVER INDONESIA

Halo!

People speak Bahasa Indonesian.




The fourth-most populated country in the world, with 277 million people.

World's largest island nation: Indonesia is made up of more than 17,000 islands!



More volcanoes than any other country in the world.

The capital city is Jakarta on the island of Java.



Bigger than Alaska, the biggest state in the United States.



You can visit a special "monkey forest" in Bali.









Home to the largest lizard in the world! Komodo dragons can grow up to 10 feet long.

Nasi goreng is the most popular food. It's fried rice with an egg on top!



Home to the *Rafflesia arnoldii*, the world's largest flower. It can be as big as a car tire and smells like rotten meat!

Stats

	Indonesia	United States 
Population 	277,476,000	339,665,118
People Living Below Poverty Line 	9.4%	15.1%
Languages 	Bahasa Indonesia, numerous local languages.	English, Spanish, Chinese, other
Religions 	Muslim 87.4% Christian 10.6% (including Protestant and Catholic) Hindu 1.7% Other 0.8% (including Buddhist and Confucian)	Protestant 46.5% none/other 26.1% Roman Catholic 20.8% Jewish 1.9% Mormon 1.6%
Typical Family Income 	\$4,720 per year	\$63,700 per year

Where in the world is Indonesia?
It's in Southeast Asia.



The World



More volcanoes than any other country in the world.

Home to the largest lizard in the world! Komodo dragons can grow up to 10 feet long.

Home to the *Rafflesia arnoldii*, the world's largest flower. It can be as big as a car tire and smells like rotten meat!



When some kids get sick, their families can't afford to see a doctor.

Families can't afford to buy the books or pencils kids need for school. It's hard to learn without them.



Sponsored kids get checkups to make sure they are healthy, plus medicine when they need it!

Sponsored kids receive school supplies and often get tutoring at the center.



SPLASH INTO ACTION!

Now that you know why having safe water is so important, you might want to share what you've learned with others. Here's a fun way to do it!

Below is a space for you to design your own poster to raise awareness about kids needing safe water.

1. Create a catchy slogan (we've got some ideas below)!
2. Include some cool clean water facts.
3. Decorate it with your best water-inspired drawings.
4. Hang your poster somewhere people will see it, like your fridge, mirror or locker!

SLOGAN IDEAS

WATER YOU WAITING FOR? HELP GIVE SAFE WATER TO KIDS!

EVERYONE DESERVES CLEAN WATER!

CHANGE THE WORLD ONE GLASS OF WATER AT A TIME!

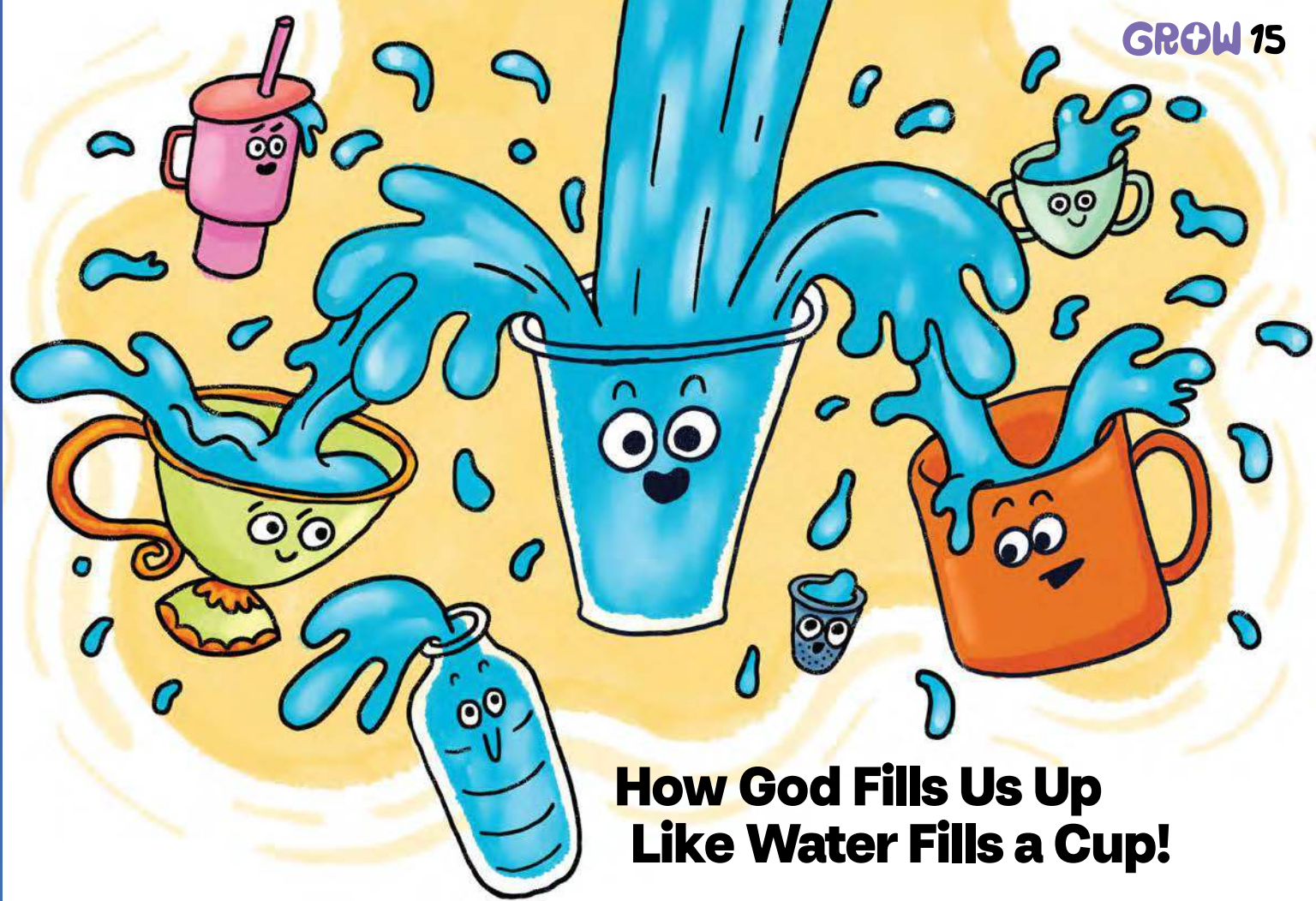
WATER FACTS

OVER 2 BILLION PEOPLE AROUND THE WORLD DON'T HAVE ACCESS TO CLEAN DRINKING WATER.

ON AVERAGE, PEOPLE HAVE TO WALK 3.5 MILES TO FIND DRINKING WATER.

MILLIONS OF KIDS IN POVERTY DON'T HAVE A PLACE TO WASH THEIR HANDS AT HOME OR AT SCHOOL.

Bonus: We'll be sharing our favorite posters on the Explorer website! So, once you're done, send a photo of your poster to explorer@compassion.com.



How God Fills Us Up Like Water Fills a Cup!

For he satisfies the thirsty and fills the hungry with good things. – Psalm 107:9

Have you ever been really hungry or thirsty? It's a strong feeling. And when you finally eat or drink, it feels so good! But sometimes we have a different kind of hunger or thirst. It's not for food or water but for things like love, joy, peace, justice or knowing that we're not alone. God promises to fill these deep needs in our lives and asks us to help meet those needs for others when we can.

Psalm 107:9 tells us that God satisfies the thirsty and fills the hungry with good things. When we spend time with him, he fills our hearts and souls in a way that nothing else in this world can. That's because he fills us with good things far beyond just food: He gives us love, peace and joy.

Just like water refreshes us on a hot day and food keeps our bodies strong, God's love gives us the strength to keep going, even when things are hard. He cares about every part of our lives, making sure we have what we need. Nothing, whether big or small, goes unseen by him (Psalm 23:1).

It's also important to remember that God's blessings aren't only the things we can see or touch, like a bed or clothes. They're also the sense of being loved, the courage when we're facing scary things, and the peace so great and refreshing that comes from knowing God is with us in every bit of our lives (Ephesians 3:14-19).

Let's thank him for all the ways he fills us up with good things.

Read

Think about Isaiah 58:11 (ICB): "The Lord will always lead you. He will satisfy your needs in dry lands. He will give strength to your bones. You will be like a garden that has much water. You will be like a spring that never runs dry."

Act

This week, write down three ways God has met your needs. They can be small or big!

Pray

Pray this prayer: "God, thank you for always taking care of me. Help me to trust that you will keep filling my life with good things and to know that you're always with me, no matter what."



GIGGLE

Submit your caption at:

explorer.compassion.com/giggles

Six-year-old Daniel from Brazil loves playing outside with his brother, Gabriel. One time, the nearby river flooded their home – it was really scary! But thanks to their Compassion center, Daniel's family got food and clothes to replace what was lost. Now he's back to big smiles and silly adventures, like wearing a papaya leaf!



Chicken Challenge Update

Un-beak-lieavable news, Explorers! Together, you've gifted feathered friends to 65 families in need through our Chicken Challenge. Now that's something to bok ... bok ... bok about! Thank you for your kind hearts and generosity.



About the cover

Does your Christmas day look like this? Iker loves splashing in the ocean on Bocachica Island, where it's always warm. He dreams of snow covering the beach! While his Compassion center can't make that happen, they give Iker a special gift to celebrate Jesus' birth. We can't wait to see what it is this year!

