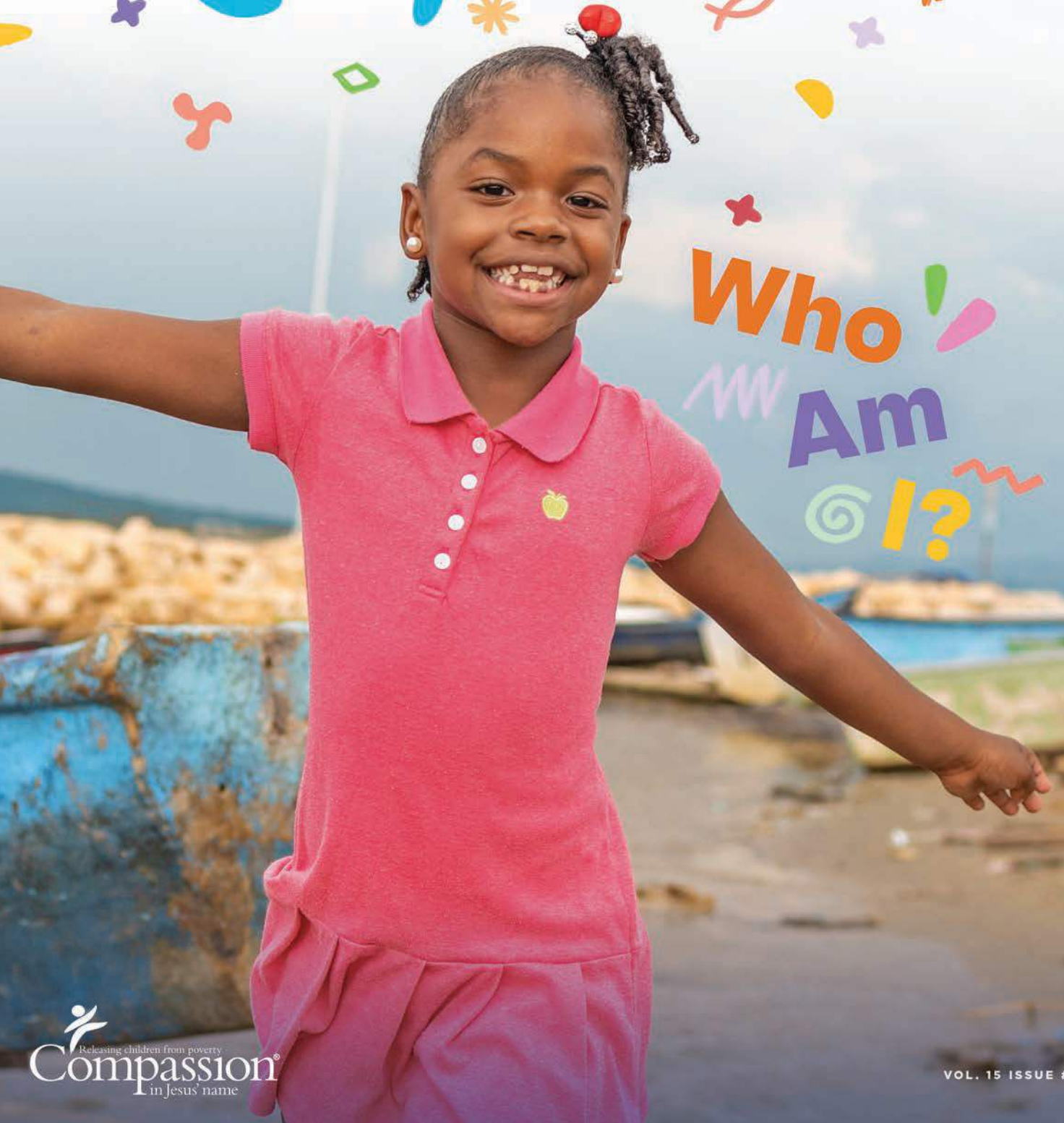


COMPASSION

explorer



Who!
Am
@!?

WHO ARE YOU, EXPLORERS?

Most Kinkajous never touch the ground.



This issue is all about knowing who you are as a child of God! How would you describe yourself to someone who doesn't know you? How would you identify yourself? Following Jesus means that our identity is in Christ. That means we should see ourselves as he sees us – as his beloved children. Knowing that Jesus loves and forgives us, we can feel confident enough to speak up for ourselves and others, like children living in poverty.

Check it out!



Hyraxes communicate with whistles and shrieks.

Pangolins' tongues are as long as their bodies.



Ocelots are sometimes called "the painted leopard" because of their beautiful markings.

Llamas have very large nostrils and an incredible sense of smell.



Cantor's giant softshell turtles have one of the fastest bites.



Draco flying dragon lizards' wings are held out by rib bones.



Sloths are awkward on land but are excellent swimmers.

GIGGLE

Remember this picture from the Summer 2024 Compassion Explorer Magazine? It shows a girl in Colombia named Jenny who is having fun with some fruit slices. Find more Giggle photos and kids' captions at explorer.compassion.com/explorers.

GIGGLE page 3
Read the latest captions from Explorers like you.

DISCOVER myWORLD page 4
"I am ____." See how kids filled in the blank.

Craft page 8
Make a chalkboard to announce who YOU are!

Play? page 10
Help these animals change their negative thoughts.

Cook page 12
You decide how to top these Honduran tortillas!

DISCOVER page 13
How much do you know about Honduras?

Care page 14
See kids' drawings of how they have helped others!

GROW page 15
Joshua teaches us to be strong and courageous.

Orange you just loving these sunglasses?!
Hopper, 6
Marietta, Ga.

Look at my eclipse glasses! They are so slay!
Mary, 11, and Vincent, 9
Orlando, Fla.

Do these oranges make my eyes look big?
Gianna, 12
Tyler, Texas

Are all orange foods good for your eyes?
Pearl, 5
Robbinsdale, Minn.

Laser eyes activated!
Azriela, 8
Bozeman, Mont.

I vitamin C you!
Evie, 9
Wichita, Kan.

Forget cucumbers. A real spa day calls for orange slices!
Liam, 14, and Micah, 10
Murfreesboro, Tenn.



Eye have lemonitis!
Victor, 7
Evansville, Ind.

When life gives you lemons, make some sweet glasses.
Koen, 12
Lincoln, Neb.

Hey mom, I look like a chameleon!
Charlotte, 7
Marlborough, Mass.

Orange you glad Jesus loves you?
Aubrey, 11
Mechanicsburg, Pa.

Compassion Explorer Magazine
Who Am I?
Vol. 15 Issue #3 Fall 2024

Managing Editor
Willow Welter

Art Director
Ben Lew

Print Production Manager
Michelle Dana

Writers
Ian Butler
Hayli Kieser
Brandy Lovelace
Abby Ryckman
Willow Welter

Copy Editor
Naomi Leak

Proofreader
Jennifer Shepherd

Designers and Illustrators
Ben Lew
Bryan Rogers
Leah Von Fange

Photographers
Sally Dunn
Lina Marcela Alarcón Molina
Caroline A. Mwinemwesigwa
Sara Navarro
Galia Oropeza
Piyamary Shinoda
Daniela Velasco
Alejandra Zunigo

Questions or comments? Email us: explorer@compassion.com Write to: Compassion International Attn: Compassion Explorer Magazine Editor, 12290 Voyager Parkway, Colorado Springs, CO 80921

Compassion Explorer Magazine is published four times per year by Compassion International. © Compassion International 2024. All rights reserved. COMPASSION®, COMPASSION EXPLORER® and the Compassion Logo are registered trademarks of Compassion International, Inc. Scripture taken from the HOLY BIBLE, NEW INTERNATIONAL VERSION®, NIV®. Copyright © 1973, 1978, 1984, 2011 by Biblica, Inc.® All rights reserved worldwide. Used by permission of Biblica.

Check out the next Giggle photo on the back cover!

Who Am I?



Therefore, if anyone is in Christ, the new creation has come: The old has gone, the new is here! – 2 Corinthians 5:17

How would you describe yourself? You might say, “I’m 6 years old” (or 7 or 8 or 9!). You could say, “I’m a soccer player.” Or you might say, “I’m excited,” especially if you’re about to see your friends!

What we say about ourselves is important. You are created by God and so special to him. That means there are lots of wonderful things that are true about you. For example, you can tell people that you are loved and a child of God.

Kids in poverty are just like you – they want to be loved and know they are special, too. And because God loves them, that’s true!

We wanted to hear from children all over the world about the special things that are true about them. Eight kids told us the amazing talents and gifts from God that they are thankful for. Maybe you will hear one that you are especially excited about! Here’s what they said:

For we are God’s handiwork, created in Christ Jesus to do good works, which God prepared in advance for us to do. – Ephesians 2:10

I am a winner

Eliezer in Bolivia is learning that he is a winner. God loves each of us and wants us to know he has a good plan for our lives. It doesn’t matter where we live, how old we are or how much money we have. Eliezer’s family might not be able to buy things like new clothes or school supplies. But he knows that he can keep trying and not give up, even when it’s hard. God is with him – and that’s so encouraging! What are some things you’re trying hard at right now?



I am blessed

Niuser from Nicaragua is holding a sign that says *benecida*, which means “blessed” in Spanish. She knows that God has given her so many good things! Gifts like her family, her friends and the teachers at her Compassion center. Most importantly, God sent Jesus to die for Niuser and everyone else in the world. Whoever believes in Jesus will be with him forever. God comes into your heart and doesn’t leave. Kids in poverty need to learn about Jesus and trust in him to be saved, just like you. That is the greatest blessing of all!



I am smart

This is Isha in Bolivia. She knows that she is smart because God made her that way! Everyone has a mind from God that can figure out so many things. In school, Isha can feel confident to use her mind and think. She can answer questions and find out things she doesn't know. She can even help other kids learn too. Maybe she'll go to college one day and learn how to do an important job, like being a teacher or a doctor. What do you want to be when you grow up?



I am beautiful

Jana from Bolivia is beautiful! Jana was made in God's image, which means that she had value and special gifts from God even before she was born. She is uniquely created by God – there's no one else like her in the world. Her face is different from yours, her sibling's or anyone else's. And that's so cool! Jana, and each one of us, can show our friends and family who God is. In our own special ways, we can act out things that God does, like being kind or creative. What's something about you that can reflect God to others?



I am important

Maria Clara from Brazil knows that she is important. She is important to her family and friends, who love her so much. Maria Clara is also important to God, even when she doesn't feel like it! This is a big thing to understand. God loves Maria Clara because he made her, not because of what she can do or the stuff she has. This means that she can trust in God's plans in her life because God always loves her. Maria Clara is a big deal to God and so are you!



I am talented

This is Wesley from Brazil. He wants to tell us that he is talented. God created everyone with special talents and gifts. It's important for children in poverty to develop their talents so they can express themselves and think about who they want to be when they grow up! Those talents might be playing an instrument, like Wesley's recorder. Or it could be taking care of the animals their family owns. Each talent is a gift from God and can be used in big ways. What are your talents?

I am worthy

Victor from Brazil is worthy! That just means that it doesn't matter whether Victor is the smartest or can run the fastest. God loves him, so that makes him special. Victor might not feel like he is special all the time, especially if his family can't afford soccer practice or a new backpack for school. But God won't change his mind about Victor. Jesus came and died for Victor – and for you! – so we can be sure God loves us no matter what. It's not about what we can do but what Jesus did for us!




I am brave

Lesber from Nicaragua is holding a sign that says *valiente*, which is the Spanish word for "brave." He doesn't have to be afraid of the dark or going to school without his parents. He can do things that are hard, like meeting new friends or trying a new meal. That's because he knows that God will never leave him. God is everywhere. Lesber can't walk far enough or run fast enough to leave God. God is too big! With a big God who is always with him, Lesber is ready for anything!

Craft

I Am ...

Like you saw in the “Who Am I?” photos on Pages 4-7, statements that begin with “I Am” help kids in poverty remember how God sees them. Sometimes you may need a reminder too. So here’s how you can make your own “I Am ...” chalkboard!



Supplies

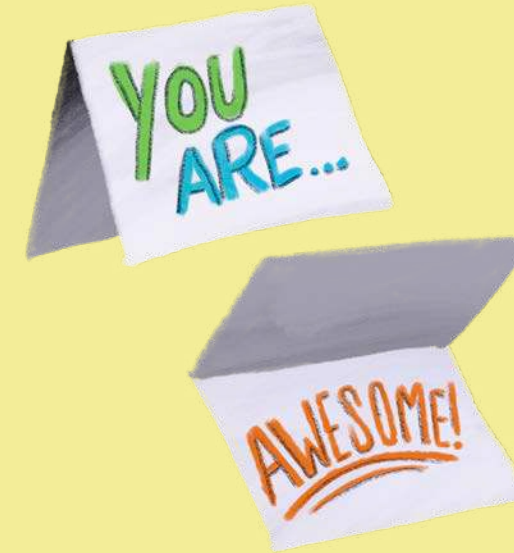
- Piece of recycled cardboard.
- Pencil.
- Scissors.
- Chalk paint (sold at most craft stores).
- Paintbrush.
- Chalk.
- Optional: hot glue and a piece of string.

Instructions

1. *Adult help needed.* Use a pencil to make an outline of your chalkboard on the cardboard. Make sure it’s big enough to write your statement on. You can make it any shape you want!
2. Cut out the outline on your cardboard.
3. Paint the cardboard using the chalk paint. Leave it out to dry for a couple of hours.
4. Optional: Hot glue the ends of a piece of string to the back of the cardboard. Now you can hang your board!
5. Your very own “I Am ...” chalkboard is ready! There’s a lot you can do with this board. Try writing a new “I Am ...” statement on your board each week. You can write things like “I am loved,” “I am smart” or “I am creative.”

You can also write a Bible verse of the week on your board each Sunday. Or even write ideas for how you will help others each week. All these options will help you remember God loves you and created you special.

Now that you have your own “I Am ...” board, you can share the encouragement with your friends and family too!



You Are ...

Here’s how to make “You Are ...” cards to give to people you love.

Supplies

- Paper or cardstock.
- Pencils, crayons, pens or markers.
- Optional: stickers.

Instructions

1. Fold your paper or cardstock in half to make a card.
2. Write “You Are ...” on the front of the card.
3. Inside the card, write an encouraging word about the person you’re giving it to. Examples are “Kind,” “Talented,” “Helpful,” “Funny” and “Loved.” You could also include a Bible verse that supports the word you chose. A great place to start is Psalm 139.
4. Decorate the card with drawings and/or stickers.
5. Give the card to someone you love!

THE Flip Script

Do you ever have thoughts that you're bad or unlovable? It's normal to have negative thoughts like that. Kids in poverty have those too. They may believe that no one cares about them or that they aren't good enough since their families can't afford many things.

The good news is that those negative thoughts aren't true. Every person is created by God, in his image. The Bible is the truth, and it says you are worthy, loved and forgiven!

For this activity, read the Scriptures about how God sees his children (including you). Then read some negative thoughts that the Compassion Explorer mascots are having. Flip the script by writing some TRUE thoughts in their empty thought bubbles!

The Truth

Cast all your anxiety on him because he cares for you.
— 1 Peter 5:7

For the Spirit God gave us does not make us timid, but gives us power, love and self-discipline.
— 2 Timothy 1:7

Keep your lives free from the love of money and be content with what you have, because God has said, "Never will I leave you; never will I forsake you." — Hebrews 13:5

See what great love the Father has lavished on us, that we should be called children of God! And that is what we are! — 1 John 3:1

Therefore, if anyone is in Christ, the new creation has come: The old has gone, the new is here!
— 2 Corinthians 5:17

For we are God's masterpiece. He has created us anew in Christ Jesus, so we can do the good things he planned for us long ago. — Ephesians 2:10

The Lie

I didn't get invited to the party. Nobody cares about me.

I yelled insults at my sister. I'm mean and unlovable.

I don't understand the math lesson. I must be stupid.

I'm too afraid to go to scout camp. What if I get hurt or sick?

My family can't afford the popular clothing brands. I'm ashamed.

Change the Thoughts

Action Plan

1 Next time you doubt your worth or have unkind thoughts about yourself, think about this truth instead:

I am a beloved child of God!

2 Write down a few Bible verses that help you remember this.

3 If your family sponsors a child, you can write them a letter telling them how much

God values and loves them too. Share some of the Bible verses you chose!

NEGATIVE POSITIVE

Change these negative words (focused on what is bad or harmful) into positive words (focused on what is good and helpful) by crossing out, adding or changing four or fewer letters. We did the first two for you. There could be several creative answers!

~~HOPELESS~~
HOPE

CANNOT

DISCOURAGE

HARMING

WORTHLESS

YUCKY

~~DISHONEST~~
HONEST

Honduran Baleadas

Hey there, chef! Today's the perfect day for you to take charge in the kitchen. Why? Because you can decide how to make these *baleadas*! Kids in Honduras enjoy helping their parents make them. It might be a favorite snack or meal. And now, you can try your own yummy baleadas!

Today's recipe is for savory baleadas, but you can experiment with so many more versions! Where will your imagination lead you?



Ingredients

Tortillas:

- 2 c. all-purpose flour.
- 1 c. water.
- 1/2 c. vegetable oil.
- 1 egg.
- 1/2 tsp. salt.

Traditional Filling:

- 2 c. refried beans, warmed.
- 1 avocado, sliced.
- 1/4 c. crumbled queso fresco (for best results, use fresh white cheese).
- 1/4 c. crema fresca (fresh cream).

Instructions

Adult help needed.

1. Start with the tortillas. Combine flour, water, vegetable oil, egg and salt in a large bowl.
2. Knead your dough until it's smooth and no longer sticky, and then separate it into 8 golf ball-sized lumps.
3. Cover the dough and let it rest for about 20 minutes.
4. Shape each ball into a fairly thick tortilla.
5. To make your baleadas, heat a skillet over medium-high heat. Then, cook your tortillas until they are browned and a little puffy. It should take about 1 minute per side.
6. Layer your toppings onto the warm tortillas. If you're using the crema fresca or another liquid ingredient, you can drizzle that over the top.
7. Fold your tortillas in half – and enjoy!

But here's where the fun begins – you can swap out the refried beans, avocado and cheese for just about anything! Here are a few of our favorite versions ...

Spicy Selections

- Add your favorite salsa on top of chicken or beef in your tortilla.
- Add jalapeños to your beans or meat to make your tortilla extra spicy!

Breakfast Bites

- Add scrambled eggs, shredded cheese and bacon bits to your tortilla.
- Fill your tortilla with blueberries and then top with syrup.

Sweet Stuffers

- Layer peanut butter and jelly onto your warm tortilla.
- Top your tortilla with whipped cream and chocolate chips!



These are just a taste of what you can add to your baleadas!

Look through your pantry. What other ingredients can you find that could fill your culinary masterpiece?



Money used: lempira.



Slightly larger than Tennessee.

DISCOVER Honduras

Home to the largest wilderness area in Central America. It's called the **Río Plátano Biosphere Reserve**.



Where in the world is Honduras? It's in Central America!



Home to famous Mayan ruins at Copán, an ancient city surrounded by rainforest.

Wild residents: ocelots, pumas, tapirs, boa constrictors.

Popular foods: fish, carne asada (grilled and sliced steak), tamales, baleadas (recipe on Page 12).

Popular sports: football (soccer), basketball, rugby.

Stats

	Honduras	United States
Population	9,571,352	339,665,118
People Living Below Poverty Line	48%	15.1%
Languages	Spanish (official), Amerindian dialects.	English, Spanish, Chinese, other
Religions	Evangelical/Protestant 48% Roman Catholic 34% none 17% other 1%	Protestant 46.5% none/other 26.1% Roman Catholic 20.8% Jewish 1.9% Mormon 1.6% Muslim 0.9% Jehovah's Witnesses 0.8% Buddhist 0.7% Hindu 0.7%
Typical Family Income	\$5,700 per year	\$63,700 per year

The country has a high rate of violent crime.

Violent discipline is used against many children.

Honduran churches work to protect children in their care.

Compassion workers teach families about parenting and children's rights.

Kind and Creative Kids


In the summer issue of Compassion Explorer Magazine, we asked readers like you to draw pictures of how they've shown kindness to others. Here's the inspiring artwork we received!



Vivian, 10, in Jacksonville, Fla., helps her mom by taking out the trash.




Esther, 7, in Jamesport, Mo., shows kindness by sharing with her brothers.



Emmeline, 12, in Los Angeles, Calif., comforts her mom, who suffers from chronic illness.



Claire, 9, in Gainesville, Texas, shows kindness by playing with others.



Cora, 8, in Buchanan, Mich., helps her mom by washing dishes.

Have you done something special to help kids in Compassion's program? Let us know by emailing explorer@compassion.com!



God loves you so much that he cares for all of you – your body, your mind and your soul. And it gets even better: He wants you to join him in caring for others!

There are lots of stories in the Bible about God choosing people to do his good works. Those he chose all started out as ordinary people. But when they trusted God and bravely followed what he called them to do, they became heroes!

Joshua is one of many heroes we learn about in the Bible. God chose him to lead the Israelites after their former leader, Moses, died. What made Joshua a hero? First, he loved and served God with all his heart. That gave him the confidence to be brave and strong – qualities all heroes need. God gave Joshua a reminder before telling

him to lead the Israelites to take the land he had promised them:

“Have I not commanded you? Be strong and courageous. Do not be afraid; do not be discouraged, for the LORD your God will be with you wherever you go” (Joshua 1:9).

You can be strong and brave just like Joshua was, starting by loving God with all your heart. Jesus said, “Love the Lord your God with all your heart and with all your soul and with all your mind and with all your strength” (Mark 12:30). **But what does it mean to love God with all your heart?**

When the Bible talks about the heart, it means the part of us where our emotions, beliefs and true intentions live. To love God with all your heart means to serve him from the deepest

and most honest part of yourself. **If you love God and trust his promise that he will always be with you, there is no reason to feel afraid. Instead, you can feel brave and strong.** It's sort of like wearing a superhero cape!

Imagine yourself putting on your cape each morning knowing you can face any challenge. How will you use your boldness to care for others? Will you tell your friends about Jesus' love for them? Will you speak up for children in poverty? Will you tell a teacher when you see someone being bullied at school? You can do all these things and so much more because God is always with you!

Read

- Joshua 1.
- Philippians 4:13.

Act

- Memorize Joshua 1:9.
- Make a megaphone craft. With an adult, go to explorer.compassion.com/make-a-mighty-megaphone.

Pray

- Ask Jesus to make you bold and confident.
- Pray for ideas for how you can share God's love with others.



GIGGLE

Submit your caption at:

explorer.compassion.com/giggles

Five-year-old Aylin in Ecuador is feeding her family's calf using a recycled soda bottle. Her family bought the calf and other animals after Aylin's sponsor sent her a family gift. Animals help families in poverty because they make items that can be sold, like milk, eggs, manure, meat and more baby animals!

About the cover

Zahen, 6, goes to a Compassion center in her neighborhood in Colombia. At the center, she and her friends learn they are beloved children of God. They also learn about school subjects, get health checkups and play games. All of that helps them to feel confident and inspires them to show kindness to others!

