

COMPASSION explorer®



EXPLORE OUR
NEIGHBORHOOD
South
America

¡Hola, Explorers!

Come travel to South America with us to meet some of your neighbors who live on this colorful continent. There are so many awesome types of neighborhoods there. Let's explore some of them!



GIGGLE

Read some of the most creative, fun photo captions written by Explorers!

DISCOVER South America

How much do you know about North America's southern neighbor?

DISCOVER myWORLD

You're invited to Dayana's Colombian neighborhood to see how she lives!



Activity Map

Take it out, color it and solve puzzles!

Craft

Make your own version of a South American home.

Cook

Learn two ways to cook a favorite snack of kids in South America.

Play

Help Pablo find letters from his sponsor hidden around his home!

Care

Meet Evie, a girl who makes art to help her neighbors living in poverty.

GROW

Beatitudes are special blessings from Jesus. How can they bless you?

pg 3

pg 4

pg 6

pg 8

pg 11

pg 12

pg 13

pg 14

pg 15

Questions or Comments?

Email us at:

compassionkids@compassion.com

Write to:

Compassion International,
Attn: Compassion Explorer Magazine Editor
12290 Voyager Parkway, Colorado Springs, CO 80921

Senior Manager of Marketing
and Engagement
**Krissy Thomas
Smith**

Managing Editor
Willow Welter
Print Production Manager
Michelle Dana

Writers
**Kyle Davidson
Katy Isaacson
Brandy Lovelace
Abby Walters
Willow Welter**

Proofreader
Suellen Wenz
Designer
Ben Lew
Illustrators
**Alicja Colon
Ben Lew**

Photographers
**Ben Adams
Chuck Bigger
Sally Dunn
Helen Manson
Jonathan L. Suwaratana
Emily Turner**

GIGGLE

Remember this picture from the Winter 2020 Compassion Explorer Magazine? Here are some of your great captions! Find more at explorer.compassion.com/explorers.

Hey, I hope this mustache doesn't catch fire when I go down all those chimneys!

Jane, 9
Raleigh, N.C.

Ho, ho, ho ... achoo!

Ella, 5
Newberg, Ore.

Wheat wish you a merry Christmas and a happy new year!

Giuliana, 9
Utica, N.Y.

Hey, where did that last piece of corn go?

Caleb, 10
Placerville, Calif.

Who knew mustaches were edible?

Joshua, 10
Los Angeles

Daaad, I need a shaving lesson!

Olivia, 13
Honolulu

This is very itchy.

Aidan, 7
Oakton, Va.

The life cycle of oatmeal!

Logan, 11
Waipahu, Hawaii

I hope Rudolph doesn't come along.

Hannah, 10
Douglass, Kan.

I MUST-STASH your presents under the tree.

Isaiah, 7
Keizer, Ore.

Do you like my corny mustache?

Jonah, 10
Paris

Check out the next Giggle photo on the back cover!

Español

Spanish is the main language people speak.

DISCOVER South America

Countries in South America where Compassion kids live:

-  **Bolivia**
-  **Brazil**
-  **Colombia**
-  **Ecuador**
-  **Peru**



Over 430 million people live in South America.



Machu Picchu in Peru.

Lake Titicaca touches both Bolivia and Peru. It's the largest lake in South America and the highest lake you can sail a boat on in the world.



Uyuni salt flats in Bolivia.



Many kids live in poverty. They don't have their basic needs met.

Lots of children's parents lost their jobs because of the coronavirus pandemic.

Compassion helps meet their needs for food, water, medicine, school and Jesus.

Compassion helps many parents find new jobs or start small businesses.

Colombia is the only country in South America that touches both the Pacific Ocean and the Caribbean Sea.

Animals that live here: llamas, jaguars, kinkajous, condors, piranha, capybaras, anacondas and more!

Home to the Amazon River, which is the second longest river in the world.



Christ the Redeemer statue in Brazil.

The Amazon rainforest, which is the largest rainforest in the world, is in South America. It's so huge that it stretches across eight countries, including all five South American countries where Compassion kids live!

The tip of South America is closer to Antarctica than any other continent!




Soccer is the most popular sport here. But it's known as "football" in South America and most other parts of the world.

DISCOVER the neighborhood

There are tons of different types of neighborhoods in South America — and all of them are awesome! Here are a few places where kids in Compassion's program live ...

Highland


These neighborhoods are far above sea level near the tops of mountains and hills.



Llamas and alpacas roaming around.

Jungle

These neighborhoods are built in thick forests with lots of trees and plants.




Sometimes, kids who live in the jungle take a canoe to get to school!

Urban

Some urban neighborhoods have lots of colorful homes.

An urban neighborhood is one in a city.



Coastal

Lots of coastal neighborhoods in South America are super hot, humid and sticky!

Houses along the coast are more likely to be made of wood. Some are built on stilts to avoid flooding.



WELCOME TO MY
COLOMBIAN
NEIGHBORHOOD



Meet Dayana. She lives on the coast of Colombia, a country in South America. As part of Compassion's program, Dayana goes to a Compassion center at a church in her neighborhood for yummy meals, Bible lessons, health checkups, playtime and help with schoolwork!

When her school and Compassion center were closed because of the coronavirus pandemic, Dayana was sad because she couldn't see her friends. But she stayed busy, helping her family and doing schoolwork that her teachers had assigned.

Let's follow along with Dayana
to see what a normal day is like
in her neighborhood!



Dayana walks to a market in her small town. She woke up at 6 a.m. and brushed her teeth and combed her hair. Now she is going to buy potatoes for her family's breakfast and coffee for her grandmother. It rains a lot around here, so there are plenty of puddles on the dirt road.

After breakfast, Dayana helps wash the dishes. Then she sweeps the concrete floors inside and outside of her red brick home.



Colombia

Population: 49,084,841

Language: Spanish

Wild residents: capybaras, humpback whales, sloths, black spider monkeys, rock hyraxes and more species of birds than in any other country.

Fast Facts:
A special treat enjoyed in Colombia is called "chocolate con queso." It's hot chocolate with cheese melted inside!

It's the only country in South America that touches both the Pacific Ocean and the Caribbean Sea.

The most popular sports are soccer, baseball, competitive roller skating and cycling.

Some popular celebrations are Christmas, Epiphany, Carnival, Easter and All Saints' Day.

The national symbol is the Andean condor, one of the world's largest flying birds.

The typical family income is \$15,541 per year (compared with \$63,051 in the U.S.).

About 28% of people in Colombia live below the poverty line (compared with about 10.5% in the U.S.).

Next up is homework. Dayana and her brother sit at a table outside their home. She likes to get her schoolwork out of the way so she has free time to play afterward.



All that outside activity has made Dayana hungry for lunch. Rice is eaten for almost every lunch in Dayana's home. Her family gets to eat other foods when they can afford it. Today Dayana is happy because along with her rice, she also gets potatoes and sausage!



With her schoolwork finished, Dayana can join a game of barefoot soccer with her brothers — and a long little doggy!



Dayana reads a letter from her sponsor, Erin, who lives in the United States. "She writes me letters, sends me photos and gives me gifts," Dayana says. "I have my sponsor's letters in a notebook so that they are not lost or damaged, and I can read them whenever I want."





Dayana rides her bike around the neighborhood. She says her favorite activities are riding her bike, playing soccer and spending time with her family. She lives with her parents, sister, three brothers and a nephew.

After dinner, Dayana and her mom do dishes and other chores together. Then they can sit back and spend time relaxing outside their home. It's been a good day in the neighborhood!



How is your neighborhood the same as Dayana's?
How is it different?

Craft

Look Inside My South American Home!



What is your home built out of? Look at the photos of homes around the world to the right. How are they similar to and different from yours? **Many families in South America do not live in poverty. They have homes that were built a lot like yours** — with wood, bricks or other strong materials. But some South American families live in poverty and can't afford homes made of strong materials. They live in homes built from any materials they can find or afford. Look at the model home above. Would it keep out rain and wind? What might it be like to live in a home like that?

For this craft, you will build a model — a mini version of a home where a family in poverty might live. First, gather your building materials (get some ideas at the right, but we bet you can think of more). Then, with an adult's help, build your model home by putting together your materials with hot glue or strong tape.

While you craft your model home, think about the kids who might live there. **Kids in South America are just like you** — even if their homes look different from yours! Pray that God will provide them with safe, strong homes.



Go online for examples of model homes in other parts of the world — plus a simpler home craft made of paper (pictured at left)! explorer.compassion.com/lookinside



Cook PLANTAIN PARTY



Plantains are a super popular and nutritious food eaten in South America. They're kind of like bananas, but bigger, tougher and less sweet. There are tons of different yummy ways to cook and eat plantains. Grab your family and try preparing plantains two different ways: salty and sweet!

Maduros [mah-DOO-rohs]

Maduros are fried plantains that are sweet instead of salty. Plantains start out green, and as they ripen they turn yellow and then black — getting sweeter along the way!

- Ingredients**
- 2 ripe, blackened plantains
 - 1 c. vegetable or canola oil, for frying
 - salt (optional)



- Directions**
1. Grab an adult to help you out with this sweet treat. Start by peeling the plantain.
 2. Slice the plantain diagonally. You should get about 12 sliced pieces per plantain.
 3. In a large skillet, heat oil over medium heat. Once the oil is hot, add half the plantains and fry until they are golden brown. Cook for 2-3 minutes on each side.
 4. Once the plantains look super yummy and caramelized, take them out and put them on a plate lined with a paper towel. Then, repeat the process with the second half of the plantains. Sprinkle them with salt, if desired.
 5. Once the maduros have cooled off a little bit, enjoy the sweet goodness!

Peeling Plantains

Adult help needed. This can be a little tricky. So cut off the ends, make a cut along the peel from top to bottom (without slicing the fruit inside) and gently remove it.



Tostones (tose-TONE-ehs)

Tostones are fried, smashed and salted plantains. Another name for this type of plantain is patacones.

- Ingredients**
- 3 green plantains
 - 2 c. vegetable oil, for frying
 - salt to taste



- Directions**
1. Grab an adult to help you out with this yummy snack. Heat the oil in a large skillet on medium heat. The oil should cover the bottom of the pan by at least ½ inch.
 2. Peel the plantains.
 3. Cut the plantains into 1-inch chunks and fry them for 3-5 minutes on each side, or until they are golden. Then, carefully place the plantains on a baking sheet lined with a paper towel.
 4. Use something flat (like the back of a wooden spoon or the bottom of a measuring cup) to smash the plantains down. After smashing them, increase the heat of the oil and fry them until they are crispy and lightly browned, flipping halfway through. This should take 5-7 minutes.
 5. Once the tostones are cooked, sprinkle them with salt and enjoy!

Play

Treasure Hunt

Kids in Compassion's program treasure letters from their sponsors. They keep them in safe places to read again and again, which makes them feel happy.

But for this activity, Pablo's sponsor letters are missing — because a naughty kinkajou scattered them around Pablo's home in an Ecuador jungle neighborhood. Circle all 12 sponsor letters when you find them hidden in the picture. Next, find out where Pablo plans to keep messages from his sponsors from now on by cracking the code below.



Where will Pablo put his letters to keep them safe?

To find out which alphabet letters go in each blank space, look at the color of the first dash and the page number below it. Then turn to that page in this issue of Compassion Magazine and find a hidden letter of the same color! Write it in that blank space. Repeat until you have every blank filled in with a letter.

<div></div> <div></div>	<div></div> <div></div>	<div></div> <div></div>	<div></div> <div></div>	<div></div> <div></div>	<div></div> <div></div>	<div></div> <div></div>	<div></div> <div></div>	<div></div> <div></div>	<div></div> <div></div>	<div></div> <div></div>	<div></div> <div></div>
13	4	2	6	3	11	5	9	2	5	16	
<div></div> <div></div>	<div></div> <div></div>	<div></div> <div></div>	<div></div> <div></div>	<div></div> <div></div>	<div></div> <div></div>	<div></div> <div></div>	<div></div> <div></div>	<div></div> <div></div>	<div></div> <div></div>	<div></div> <div></div>	<div></div> <div></div>
12	10	15	7	4	14	11	8				

Care



Art From the Heart

Have you ever woken up with an idea that can help change lives? Five-year-old Evie did!

One morning, Evie woke up with a great idea to create art to help kids in need — like the girl her family sponsors! Not only are kids in poverty having to stay home because of the coronavirus, but they also deal with other natural disasters like floods and earthquakes! Evie said, “Sometimes I feel bad for [kids in poverty] and want them to have a better life.” She loves art, so why not make art as a way to inspire others to donate to Compassion?

So Evie made a video talking about her idea of Evie’s Art, and then created an online donation page with a goal of \$500. For each person who donates to Compassion through the donation page,

Evie sends them a piece of artwork she (or another kid) made. She uses watercolors, cuts out shapes, and even melts crayons to create the artwork! Sometimes she is asked to color specific things like dinosaurs or pigs.

Evie wanted other kids to be able to be a part of Evie’s Art, so she rounded up friends and family to help create the art. Over 50 pieces of artwork came from kids all across the United States! Kids as young as 2 years old have helped Evie out.

Evie created a special art series. An art series is when you make more than one drawing of the same thing. Evie’s series was of rainbows. Did you know that a rainbow represents that God will always keep his promises? How cool is that?!

In just one weekend, Evie reached her goal of \$500! She was excited to reach her goal but was having so much fun that she wanted to keep going. Evie said it’s a lot of hard work but wants other kids to know they can make a difference no matter how big or little they are — right from home!

Now let’s all go make some art like Evie!



Sending Art to Your Sponsored Neighbor

Artwork is fun to send and receive! If your family sponsors a child, here’s how to send artwork to him or her.

1. Get your supplies

- Use a normal piece of paper, 8 1/2” x 11” or smaller.
- You can use paint, markers, glue and more (as long as it can be folded flat into an envelope).

2. Create your art

- Draw a picture of your family or your pet, or paint your favorite Bible story.
- You can even glue pictures of your family to the paper (and draw around the photos too).

3. Write your sponsor ID

number and sponsored child’s name on the art

- Ask a grown-up to help you find this out by logging into your Compassion account or looking at past letters from your sponsored friend.

4. Fold the artwork into an envelope and send to Compassion International

- Compassion International
Attn: Child Correspondence
[No street address necessary]
Colorado Springs, CO 80997
- Ask a grown-up for a stamp.

Calling all kids!

Have you done something special to help Compassion-sponsored children? Let us know by emailing compassionkids@compassion.com!

GROW

BLESSED
are ...



... those who are poor in spirit or sad.

When you read the New Testament in your Bible, doesn’t it seem hard to understand some of the things Jesus says? I can only imagine the faces of Jesus’ neighbors who had gathered to listen to his famous Sermon on the Mount. That’s where Jesus first spoke the Beatitudes.

Beatitudes? What are those?

Even though the word “Beatitudes” is pronounced like “bee-AT-itudes,” Jesus wasn’t telling them to change their attitudes. Beatitudes are blessings. Jesus was telling all his neighbors in the crowd how God would bless them or make them happy.

Let’s go through the first two Beatitudes ...

“Blessed are the poor in spirit, for theirs is the kingdom of heaven” (Matthew 5:3).

Basically, Jesus is telling the crowd that those who are not too proud, and who recognize they need Jesus will inherit God’s kingdom. Being humble means you’re not too proud to say, “I’m sorry.” And you accept forgiveness.

“Blessed are those who mourn, for they will be comforted” (Matthew 5:4).

How can anyone be happy when mourning means you are sad? Grief is not fun, but Jesus is saying that God will comfort you and you won’t be sad anymore. We know from other verses in the Bible, such as Revelation 21:4, that in heaven, God will wipe away every tear and there will be no more pain.

The Beatitudes give us a glimpse of what it will be like — how peaceful, happy and joyful it will be — when we get to heaven, and when Jesus is king over all of the earth.

How about you? Is there something you need to say you’re sorry for? Are you sad about something? If you draw near to God through prayer, you can ask him to lead you and make you into the kind of person who will be blessed in his kingdom.

Next time, we’ll dive into a couple more of the Beatitudes. See you then!

Matthew 5:1-12

As you read the Beatitudes, think of how you could pass along Jesus’ blessings to your neighbors. For example, how can you comfort a relative or friend who is sad?



- If you said or did something that hurt someone, be humble and say you’re sorry.
- Are you sad about anything? If so, talk to a parent about it. Remember that God will comfort you.



- Ask God to comfort you when sad things happen.
- Thank God for sending his son Jesus to tell people how to know God and be happy.



GIGGLE



Submit your caption at:

explorer.compassion.com/giggles

During quarantine last year, lots of kids around the world were sad that their Compassion centers were closed. To cheer them up, a church in Indonesia started making a comic book just for the kids! They delivered it to the children's homes along with food for their families. It definitely cheered up these kids!

EXPLORERS, LOVE THIS MAGAZINE? WANT MORE? ➔ explorer.compassion.com

COMPASSION
explorer

IN1008 [2/21]

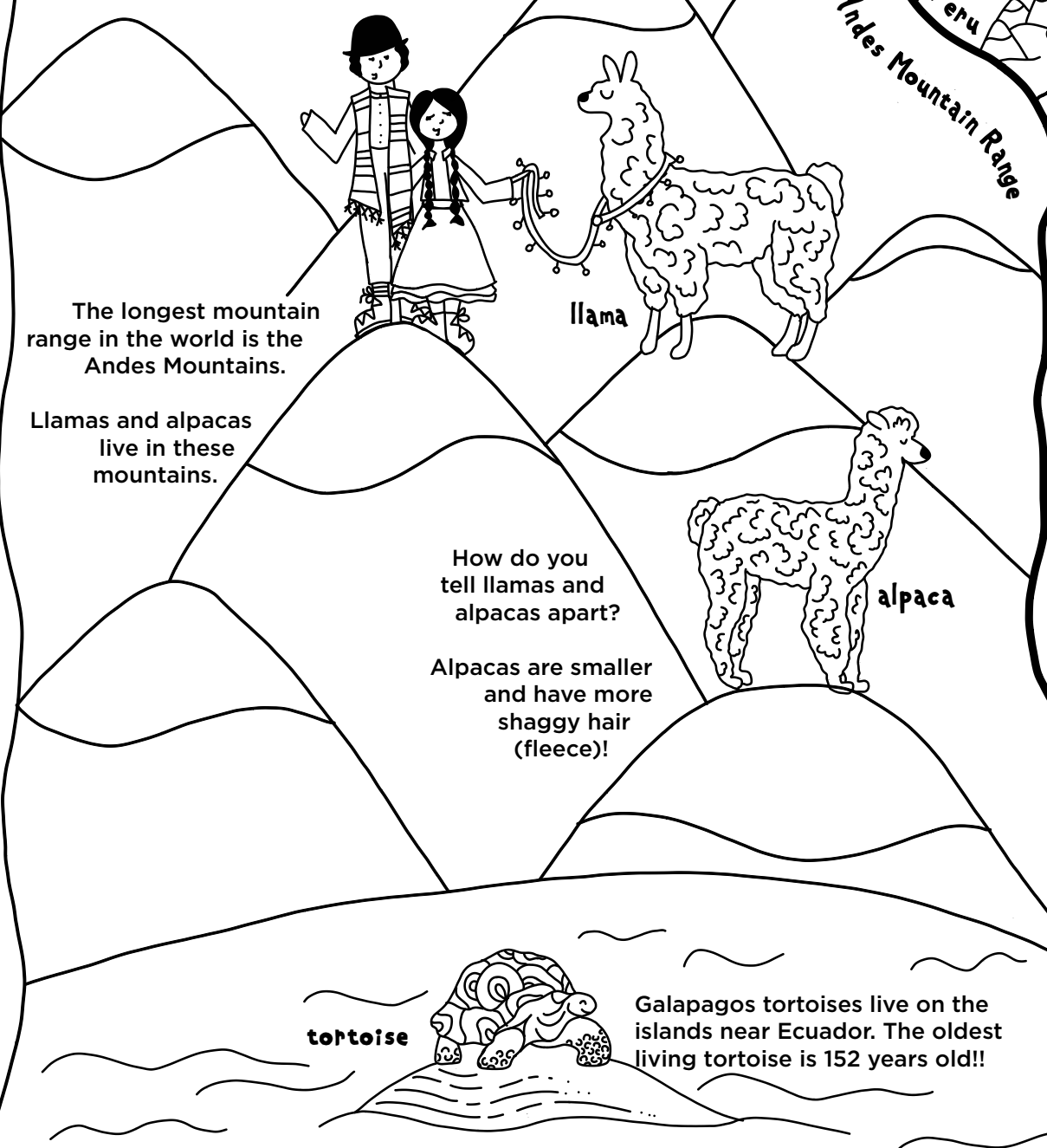
About the cover

Josiele, 13, Chrisla, 9, and their mom are in their neighborhood in Brazil. Josiele has scoliosis and wears a brace to straighten her spine. She and Chrisla are both in Compassion's program. They know that God makes kids in many shapes and sizes!




COMPASSION
explorer
DISCOVER
South America!


There are 14 countries in South America, and Compassion kids live in five of them: Bolivia, Brazil, Colombia, Ecuador and Peru.



Piranhas swim in some South American rivers. They have sharp teeth and super strong jaws.



pink dolphins live in the Amazon River!



Map Key

FUN FACTS
about South America:

- Over 430 million people live here.
- The tip of South America is closer to Antarctica than any other continent!
- Spanish is the most common language.
- Soccer is the most popular sport.
- São Paulo, Brazil, is the largest city.

AMAZON RIVER

AMAZON RAINFOREST

This is the largest rainforest in the world. It's so huge that it stretches across eight different countries including five of the countries where Compassion children live!

DISCOVER
My Neighborhood

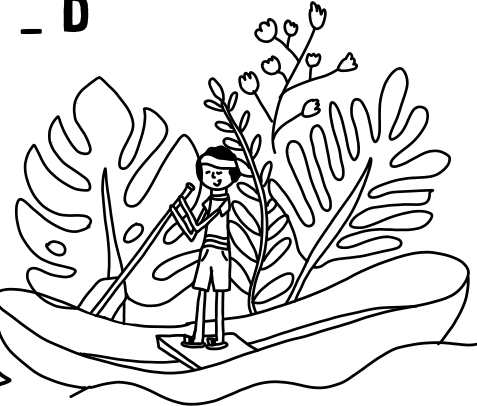
There are many types of neighborhoods in South America, like HIGHLAND (mountains/hills), JUNGLE (forest), COASTAL (seaside), and URBAN (cities).

Which neighborhood is which in the pictures below?

Fill in the missing letters when you figure it out.




__ GH __ __ D



__ __ GL __




__ OA __ __ L



__ R __ __ N


CIRCLE
the Piranhas!

Hint: These fish have sharp teeth and swim in packs!



MAZE

Help the babies find their moms!

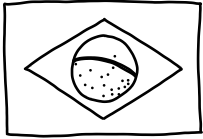


GUESS WHICH
Compassion country!

Peru, Ecuador, Colombia, Brazil or Bolivia?

1. Hint #1 | Most people in South America speak Spanish. But here, they speak Portuguese.

Hint #2 | The 2016 Olympics took place here.



Answer:

2. Hint #1 | This is the only country in South America that touches both the Pacific Ocean and Caribbean Sea.


Hint #2 | A favorite treat eaten here is chocolate con queso – hot chocolate with melted cheese.



Answer:

3. Hint #1 | Some believe this country is where surfing got its start.


Hint #2 | The Amazon River starts here.



Answer:

4. Hint #1 | The highest capital city in the world is located here.

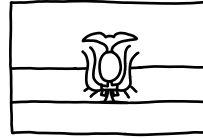
Hint #2 | This country is landlocked, meaning it doesn't touch the ocean.



Answer:

5. Hint #1 | Cotopaxi, the highest active volcano in the world, is in this country.

Hint #2 | This is the only country north of the equator where penguins live.



Answer:

South America is an amazing continent! It's filled with tall mountains, long rivers, beautiful beaches and awesome animals. There are also lots of amazing kids who live in super cool neighborhoods.

Let's learn a little bit
about South America
together!

COMPASSION
explorer
DISCOVER
South America!